





PROGRAM BROCHURE

Data Analytics with AI

Become job-ready in data analytics by building a portfolio of dashboards and reports using SQL, Python, and AI tools.

 90-Day Live Cohort Live Sessions 15+ Projects InfraOne Labs AI-Enabled LMS 24/7 Support**1189+**

STUDENTS TRAINED

6.5 LPA

AVERAGE CTC

50+ AI

LEARNING TOOLS

DURATION

90 Days

FORMAT

Live Cohort

NEXT BATCH

14th August 2026

WHY THIS PROGRAM

Why is this program **right** for you?

Data Analytics with AI is designed for learners who want structure, live practice, and project proof instead of another loose collection of tutorials.



- ✓ Students & freshers who want a job-ready start in data
- ✓ Working professionals moving into analytics roles
- ✓ Anyone who wants practical, AI-assisted data skills

WHAT'S INSIDE THE COHORT

**90-Day Live Cohort****Live Sessions****15+ Projects****InfraOne Labs****AI-Enabled LMS****24/7 Support**

HOW THE COHORT WORKS

Live weekend classes

Sessions run on weekends so they don't clash with college or work – and every class is recorded.

InfraOne AI Labs

All projects run in the browser. Any laptop with a stable connection works; nothing to install.

Mentor & doubt support

Weekly doubt-clearing sessions and detailed feedback on every assignment.

Interview preparation

Resume and portfolio reviews, mock interviews, and a final capstone showcase.

CURRICULUM

Course Syllabus

From your first line of SQL to your final dashboard — a clear, module-by-module path to job-ready skills.

<p>8 MODULES</p>	<p>64 LIVE LECTURES</p>	<p>192 HOURS</p>	<p>15+ PROJECTS</p>
-----------------------------	------------------------------------	-----------------------------	--------------------------------

NO.	MODULE	LECTURES	HOURS	PROJECT WORK
01	PYTHON FOUNDATIONS	6	18	Personal Expense & Habit Tracker
02	DATA ANALYSIS WITH PYTHON	8	24	IPL Cricket Analytics + Stock Market Analytics
03	SQL FOR ANALYSTS	12	36	SQL Murder Mystery + Corporate Fraud Investigation
04	PROBABILITY & STATISTICS	6	18	A/B Test Analysis
05	BUSINESS INTELLIGENCE	6	18	Industry-Ready Dashboard + Personal-Value Dashboard
06	AI FOR ANALYSTS	4	12	AI-Augmented Insight Generator
07	CAPSTONE PROJECT	10	30	End-to-End Industry Analysis
08	OPEN CAPSTONE + INTERVIEW PREP	12	36	Capstone Project + Portfolio Showcase

Every module ends in project work — you leave with 15+ portfolio pieces, not just certificates of attendance.

Module details 01-04

FOUNDATIONS → ANALYSIS

MODULE 01

6 Lectures · 18 Hours

PYTHON FOUNDATIONS

- Variables & operators
- Loops & conditionals
- Functions
- Lists & dictionaries
- File handling and Error handling
- OOP basics

PROJECT

Personal Expense & Habit Tracker

MODULE 02

8 Lectures · 24 Hours

DATA ANALYSIS WITH PYTHON

- NumPy & Pandas
- Filtering & grouping
- Pivot tables
- Merging datasets
- Cleaning messy data
- Charts that tell a story
- Time-series basics

PROJECT

IPL Cricket Analytics + Stock Market Analytics

MODULE 03

12 Lectures · 36 Hours

SQL FOR ANALYSTS

- SELECT, WHERE, JOINS
- Aggregate functions
- Subqueries
- Window functions
- CTEs
- CASE statements
- Query optimization

PROJECT

SQL Murder Mystery + Corporate Fraud Investigation

MODULE 04

6 Lectures · 18 Hours

PROBABILITY & STATISTICS

- Descriptive statistics
- Probability essentials for analysts
- Probability basics
- Distributions
- Correlation vs. causation
- Hypothesis testing
- A/B testing logic

PROJECT

A/B Test Analysis

Module details 05–08

BI → AI → CAPSTONE

MODULE 05

6 Lectures · 18 Hours

BUSINESS INTELLIGENCE

- Power Query
- Data modeling
- KPI cards & slicers
- DAX measures
- Dashboard storytelling
- Publishing & sharing

PROJECT

Industry-Ready Dashboard + Personal-Value Dashboard

MODULE 06

4 Lectures · 12 Hours

AI FOR ANALYSTS

- Prompt engineering
- AI-accelerated EDA
- Working with an AI API
- Knowing when to trust AI

PROJECT

AI-Augmented Insight Generator

MODULE 07

10 Lectures · 30 Hours

CAPSTONE PROJECT

- Full pipeline thinking
- SQL → Python → Stats → BI → AI
- Presenting to a stakeholder

PROJECT

End-to-End Industry Analysis

MODULE 08

12 Lectures · 36 Hours

OPEN CAPSTONE + INTERVIEW PREP

- Independent project ownership
- Resume & portfolio polish
- Mock interviews
- Presenting like a professional

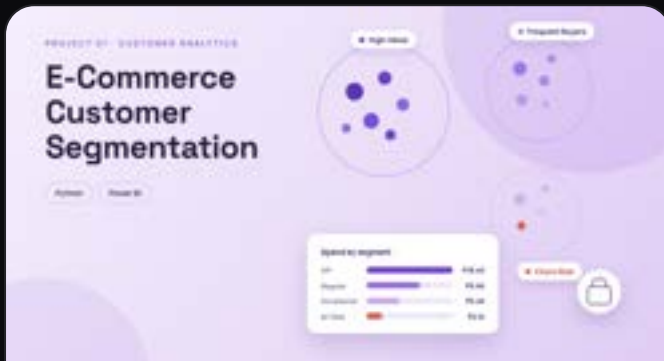
PROJECT

Capstone Project + Portfolio Showcase

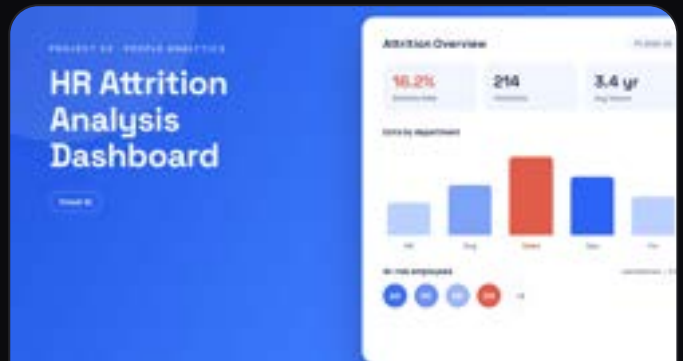
PORTFOLIO

Projects you will do

You won't just complete projects – you'll build a portfolio that shows employers exactly what you can do.



E-Commerce Customer Segmentation



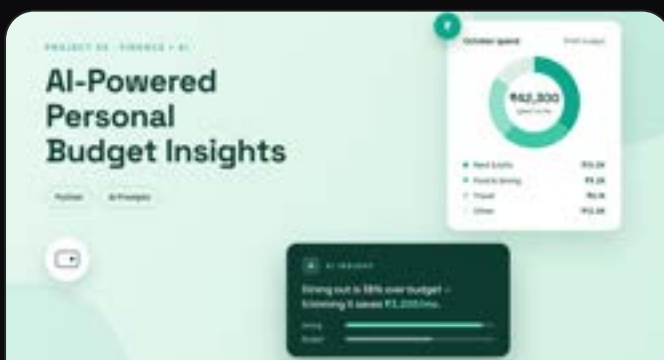
HR Attrition Analysis Dashboard



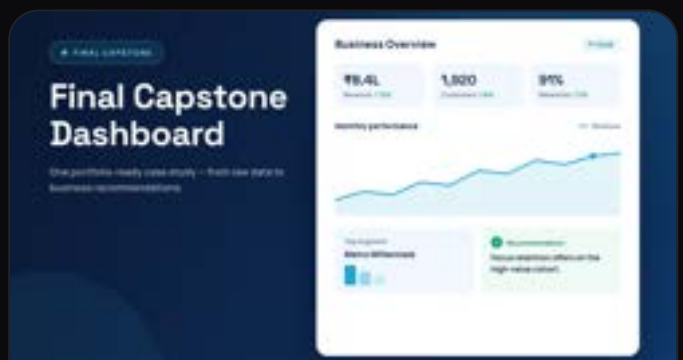
Football Season Analytics Dashboard



OTT & Movie Ratings Trend Analysis



AI-Powered Personal Budget Insights

















Final Capstone Dashboard

Your learning doesn't stop here – unlock 10+ more projects inside the cohort.

TOOLKIT

Tools you'll learn

Don't just learn the theory — get hands-on with the exact tools analysts use every day, from data cleaning to AI-powered insights.





 Python	 Jupyter	 NumPy	 pandas	 matplotlib	 seaborn	 Power BI
 Tableau	 MySQL	 SQLite	 DAX	 Google Sheets	 OpenAI	 Claude

and many more tools...

CERTIFICATION

Get certified by **InfraOne School of AI**

Complete your capstone project and earn a certificate that reflects real, hands-on work, not just attendance.

-  Complete weekly assignments
-  Submit required projects
-  Finish capstone
-  Participate in final showcase



MENTORS

Learn from **industry experts**




SHUBHAM JAIN
Data Analytics Mentor
 Consultant · Catastrophe Risk Modeler Ex-WNS · EXL

SQL Python Power BI

AI/ML

Guides learners on dashboards, analytics workflows, business insights, and project thinking.

[in LinkedIn](#)



KANISHKA AGGARWAL
Data Science Mentor
 Consultant · Deloitte

Analytics Consulting

Dashboards

Business Insights

Guides learners on analytics thinking, business problem-solving, dashboard storytelling, and turning data projects into clear insights.

[in LinkedIn](#)



AAKASH SHARMA
AI Systems Mentor
 Application Consultant · Capgemini


AI Systems

Machine Learning LLM

RAG

Guides learners on AI system design, applied ML workflows, solution thinking, and building practical AI projects from concept to implementation.

[in LinkedIn](#)



RAHUL RANJAN
GenAI Mentor
 Senior Software Engineer · Curio Digital Therapeutics Inc.

GenAI Node.js FHIR

EHR/EMR Integration

Guides learners on GenAI application development, scalable backend systems, healthcare tech workflows, and building secure AI-powered products.

[in LinkedIn](#)

OUTCOMES

What learners say about **project-first learning**



"The Data Analytics with AI cohort changed how I approach problems. SQL, Power BI and Python felt overwhelming at first, but the mentors broke everything down with real datasets. My capstone project became the centrepiece of every interview I gave."

**Shubham Kumar**Software Developer @ **Fujitsu**

"Every week we worked on live business data, no toy datasets. Pairing Python with AI tools for analysis made my research twice as fast. InfraOne's mock interviews gave me the confidence to crack my analyst role."

**Aryan Verma**Research Analyst @ **ISOURCE**

"I joined to understand data-driven hiring. The cohort taught me dashboarding and analytics I now use daily to track pipelines. The instructors were patient with non-tech folks like me, that made all the difference."

**Shubhadeep Nandi**Talent Acquisition @ **Prokatchers**

"From Excel basics to AI-assisted analysis workflows in twelve weeks. The pace was intense but structured. What I valued most was detailed feedback on every assignment, it never felt like a recorded course."

**Utkarsh Sinha**Research Analyst @ **Authentix**

ADMISSIONS

Reserve your seat for the upcoming cohort

SEAT RESERVATION

● Limited seats per cohort

Data Analytics with AI

₹18,999 ~~₹24,999~~ **Save 24%**

Launch offer · Next batch starts soon

- ✓ 90 days of live cohort classes
- ✓ Mentor support & doubt-clearing sessions
- ✓ Portfolio-ready capstone project
- ✓ Lifetime access to recordings
- ✓ Weekly hands-on projects with feedback
- ✓ Private community + WhatsApp group
- ✓ Certificate of completion

[Reserve Your Seat](#)[Join Free Webinar](#)

GOOD TO KNOW

Do I need prior experience?

No. Each cohort starts from fundamentals and builds up through guided, hands-on projects.

What are the class timings?

Live classes run on weekends, so they do not clash with your college or job. Every session is recorded in case you miss one.

Do I need a powerful laptop?

No. All projects run inside InfraOne AI Labs directly in your browser – nothing to install to get started.

Will I get a certificate?

Yes. You receive a certificate of completion once you finish the cohort and submit your projects – plus real projects that prove your skills in interviews.



Ready to build your first **Data Analytics with AI** portfolio?

Apply for the upcoming 90-day live cohort and get the next steps on
WhatsApp / email.

[Join Now](#)

dev.infraone.ai/school-of-ai/data-analytics